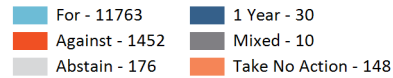


Proposal Statistics Report

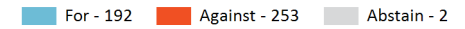
From 6/1/2015 to 5/31/2016

	Mgmt Proposals	SHP Proposals	Total Proposals
For	11763	192	11955
Against	1452	253	1705
Abstain	176	2	178
1 Year	30	0	30
2 Years	0	0	0
3 Years	0	0	0
Mixed	10	0	10
Take No Action	148	0	148
Unvoted	0	0	0
Totals	13579	447	14026

Management Proposals – Votes Cast

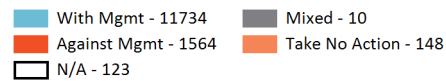


Shareholder Proposals – Votes Cast


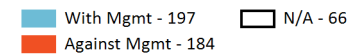


	Mgmt Proposals	SHP Proposals	Total Proposals
With Management	11734	197	11931
Against Management	1564	184	1748
N/A	123	66	189
Mixed	10	0	10
Take No Action	148	0	148
Unvoted	0	0	0
Totals	13579	447	14026

Management Proposals – Votes versus Management

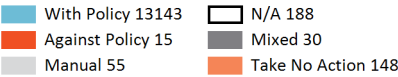


Shareholder Proposals – Votes versus Management



	Mgmt Proposals	SHP Proposals	Total Proposals
With Policy	13143	381	13524
Against Policy	15	0	15
Manual	55	62	117
N/A	188	4	192
Mixed	30	0	30
Take No Action	148	0	148
Unvoted	0	0	0
Totals	13579	447	14026

Management Proposals - Votes versus Policy

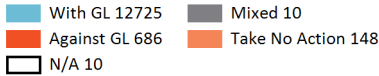


Shareholder Proposals - Votes versus Policy



	Mgmt Proposals	SHP Proposals	Total Proposals
With Glass Lewis	12725	422	13147
Against Glass Lewis	686	25	711
N/A	10	0	10
Mixed	10	0	10
Take No Action	148	0	148
Unvoted	0	0	0
Totals	13579	447	14026

Management Proposals - Votes versus Glass Lewis



Shareholder Proposals - Votes versus Glass Lewis

